

**SIMPSON**

**Strong-Tie**

# Fastening pattern



REV

0

REV DATE

26/07/24

DWG NAME

C\_SAE500\_2D0\_NP\_JTB-PN-UK

Item

=

SAE500

Fasteners

=

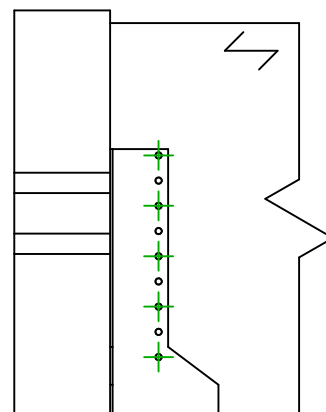
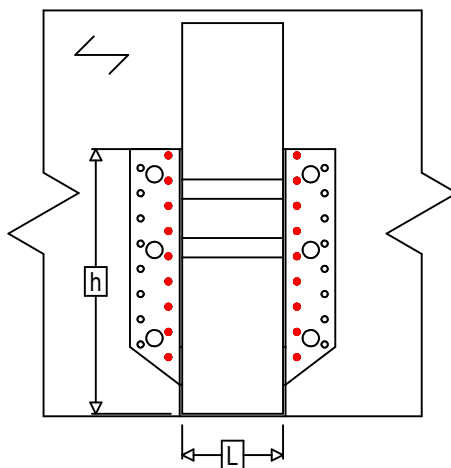
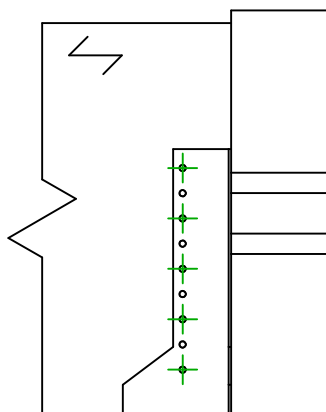
Timber to timber

Joist to beam

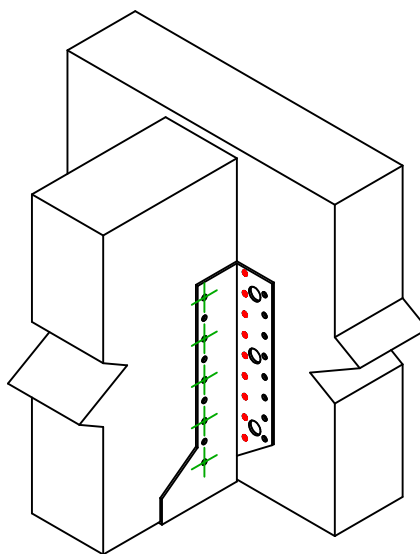
Type of fastening

=

Partial nailing



$$h = (500 - L) / 2$$



Symbol

Fasteners

Fasteners

Qty

Header  
Fastener(s)



CNA

CNA4.0X35 / CNA4.0X50

CSA

CSA5.0X35 / CSA5.0X40

-

-

18

Symbol

Fasteners

L < 64mm

L > 64mm

Qty

Joist  
Fastener(s)



CNA

CNA4.0X35

CNA4.0X50

CSA

CSA5.0X35

CSA5.0X40

10