

SIMPSON**Strong-Tie**

Schema chiodatura



REV

0

REV DATE

26/07/24

DWG NAME

C_SAE440_2D0_NP_JTRS-IT

Codici

=

SAE440

Mezzo di giunzione

=

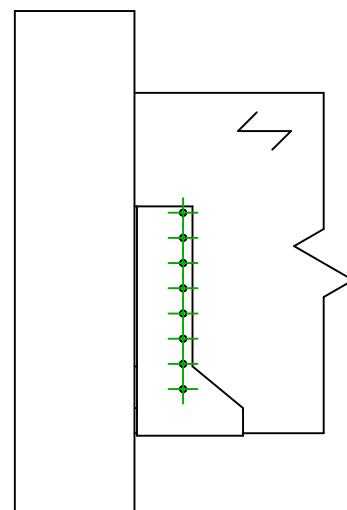
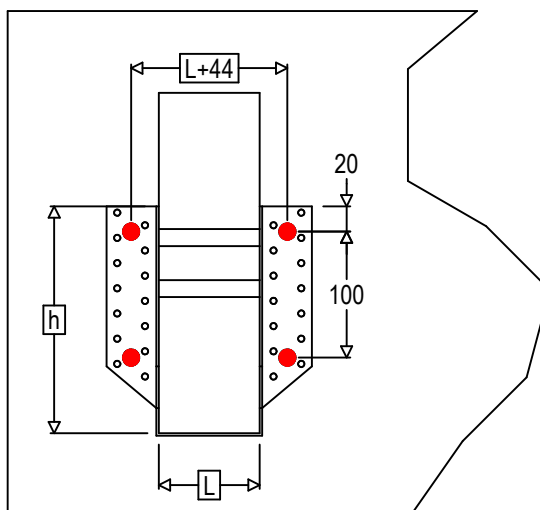
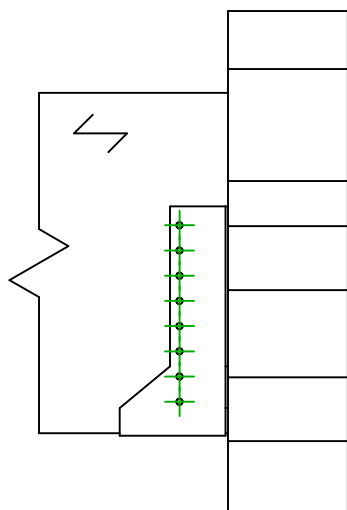
Legnoa calcestruzzo

Travetto a trave

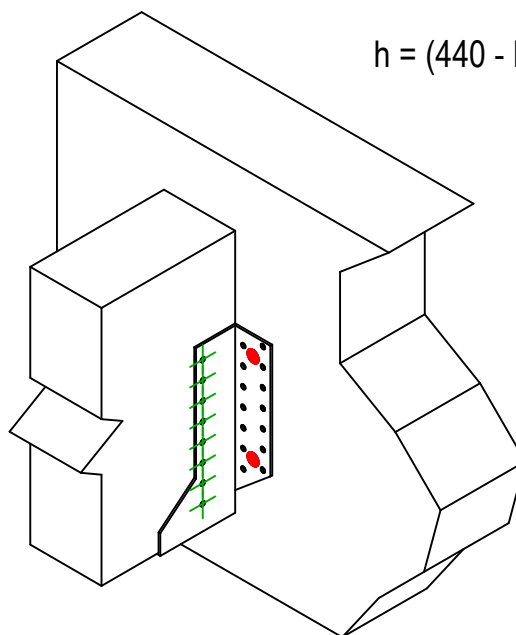
Tipo di fissaggio




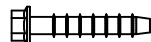





=

Fissaggio su calcestruzzo



$$h = (440 - L) / 2$$



Fissaggio supporto	Simbolo	Mezzo di giunzione	Mezzo di giunzione		Q.tà
		FM753 	FM 753 EVO M12X104/5		4
		LMAS 	LMASM12		
		THD 	THD10080		
Fissaggio travetto	Simbolo	Mezzo di giunzione	L < 64mm	L > 64mm	Q.tà
		CNA  	CNA4.0X35	CNA4.0X50	16
		CSA  	CSA5.0X35	CSA5.0X40	