

SIMPSON**Strong-Tie**

Fastening pattern



REV

0

REV DATE

26/07/24

DWG NAME

C_SAE440_2D0_NP_JTB-PN-UK

Item

=

SAE440

Fasteners

=

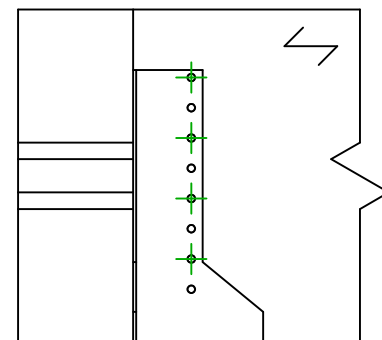
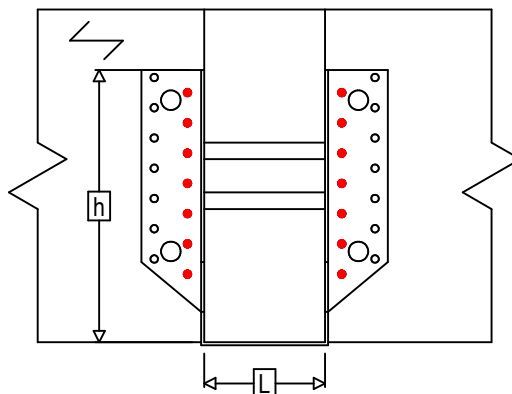
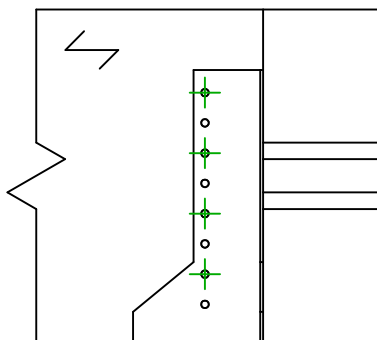
Timber to timber

Joist to beam

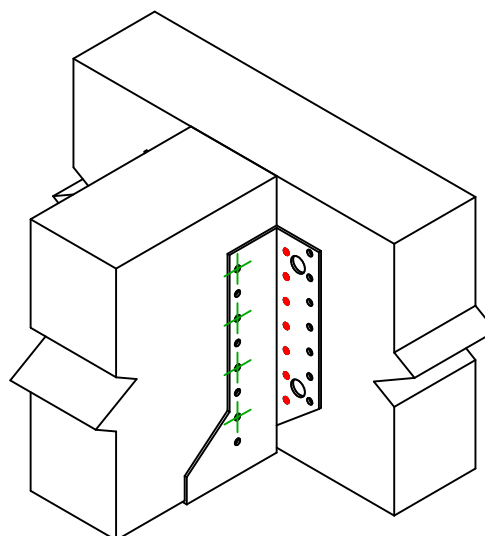
Type of fastening





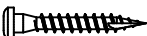





=

Partial nailing



$$h = (440 - L) / 2$$



Header Fastener(s)	Symbol	Fasteners	Fasteners		Qty
		CNA  	CNA4.0X35 / CNA4.0X50		14
		CSA  	CSA5.0X35 / CSA5.0X40		
		-	-		
Joist Fastener(s)	Symbol	Fasteners	L < 64mm	L > 64mm	Qty
		CNA  	CNA4.0X35	CNA4.0X50	8
		CSA  	CSA5.0X35	CSA5.0X40	