

SIMPSON**Strong-Tie**

Schema chiodatura



REV

0

REV DATE

26/07/24

DWG NAME

C_SAE380_2D0_NP_JTP-IT

Codici

=

SAE380

Mezzo di giunzione

=

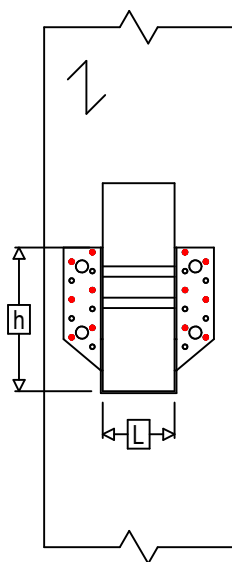
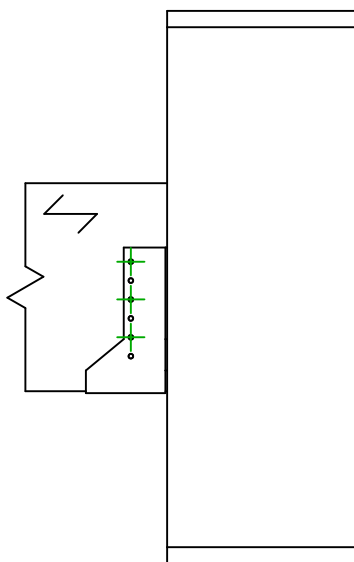
Legno a legno

Trave a pilastro

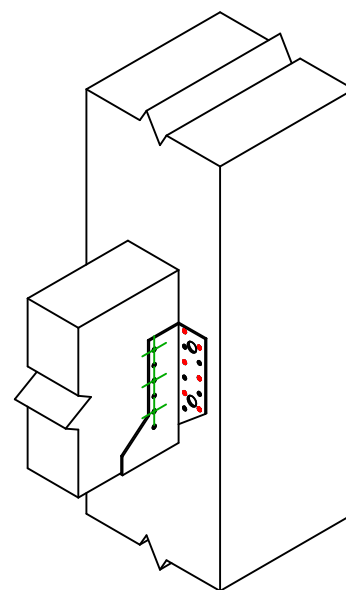
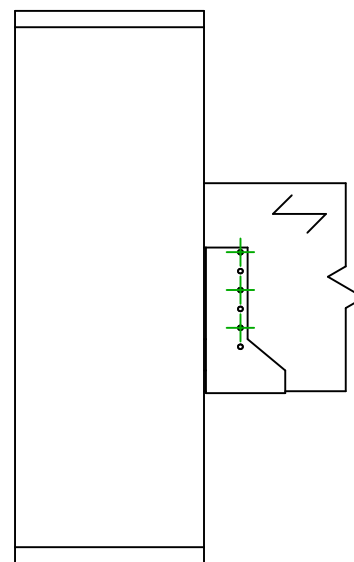
Tipo di fissaggio

=

Chiodatura parziale



$$h = (380 - L) / 2$$


Fissaggio
supporto

Simbolo



Mezzo di giunzione

CNA



CSA



-

Mezzo di giunzione

CNA4.0X35 / CNA4.0X50

CSA5.0X35 / CSA5.0X40

-

Q.tà

12


Fissaggio
travetto

Simbolo




Mezzo di giunzione

CNA



CSA



L < 64mm

L > 64mm

CNA4.0X35

CNA4.0X50

CSA5.0X35

CSA5.0X40

Q.tà

6