

**SIMPSON****Strong-Tie**

# Plan de fixation



REV

0

REV DATE

26/07/24

DWG NAME

C\_SAE200\_2D0\_NP\_JTRS-FR

Référence

=

SAE200

Fixations

=

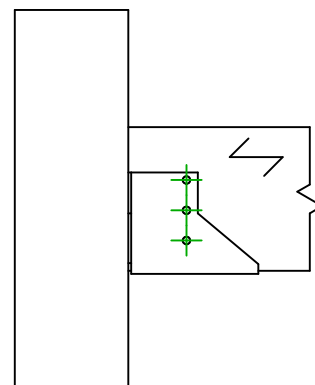
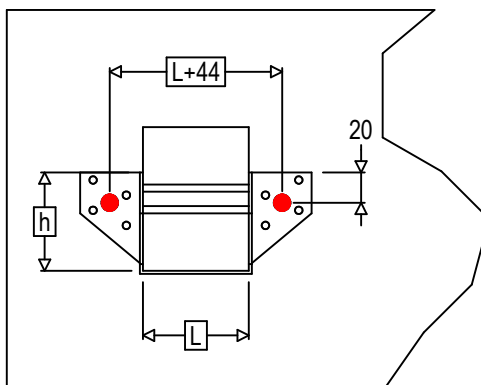
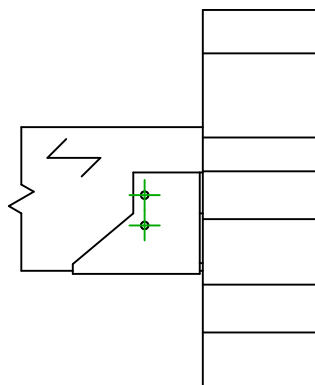
Bois sur support rigide

Solve sur poutre

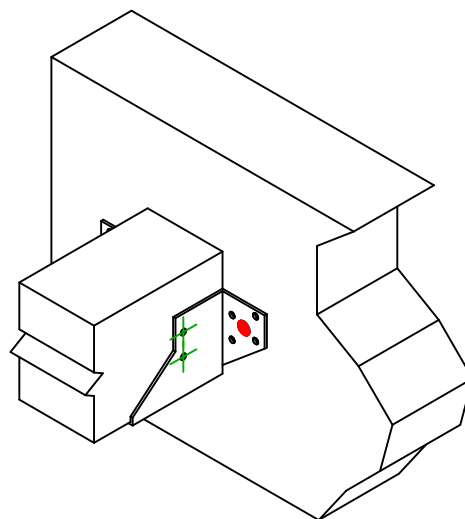
Type de fixation

=

Fixation sur support rigide



$$h = (200 - L) / 2$$



Fixation(s)  
Porteur

Symbole



Fixations

FM753

LMAS

THD

Fixations

FM 753 EVO M10X78/5

LMASM10

THD08070

Qté

2

Fixation(s)  
Porté

Symbole



Fixations

CNA

CSA

L &lt; 64mm

CNA4.0X35

CSA5.0X35

L &gt; 64mm

CNA4.0X50

CSA5.0X40

Qté

5