

SIMPSON**Strong-Tie**

Plan de fixation



REV

0

REV DATE

21/08/24

DWG NAME

C_E9-2.5_2D0_NP_BTR-5-FR

Référence

=

E9/2.5

Fixations

=

Bois sur support rigide

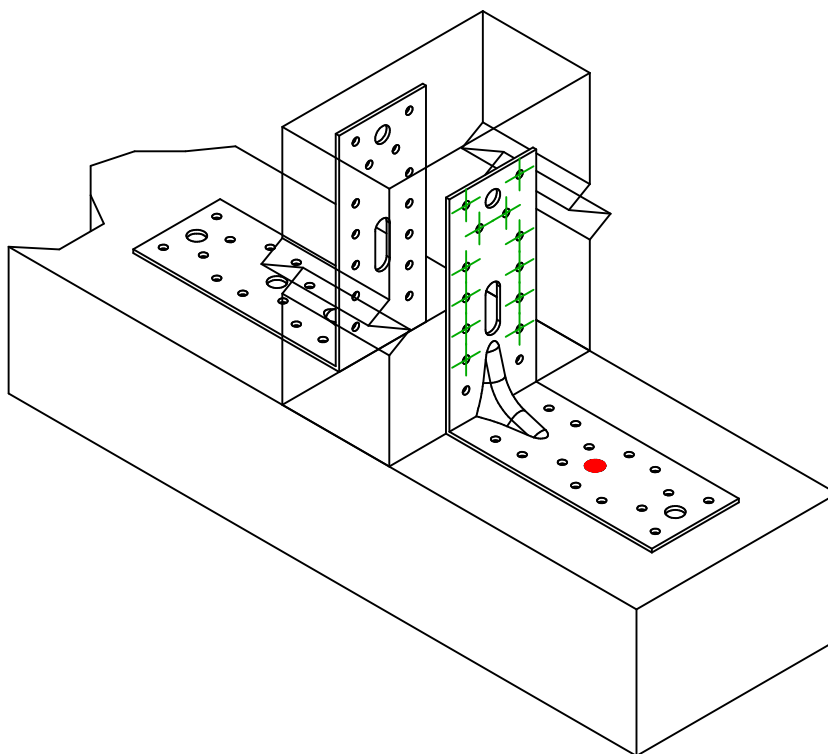
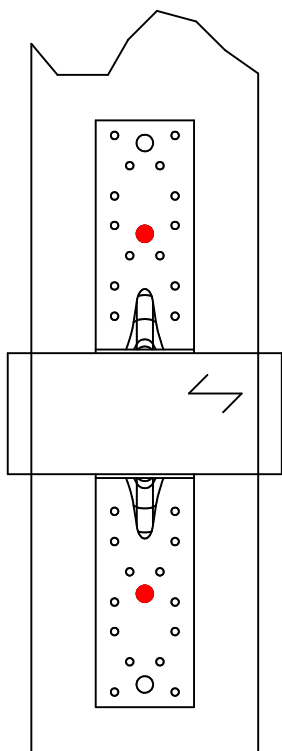
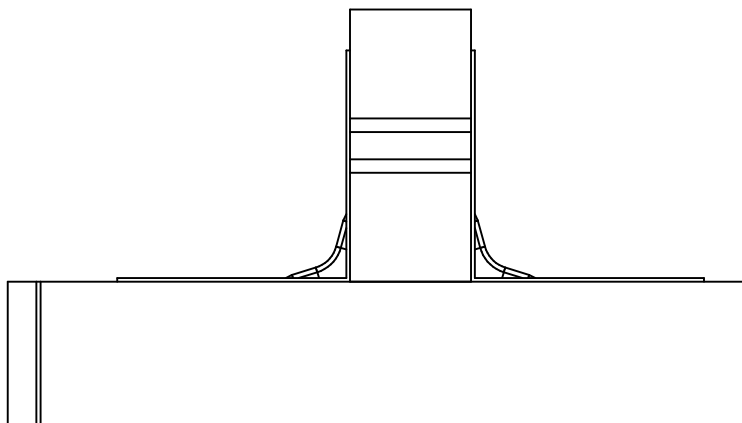
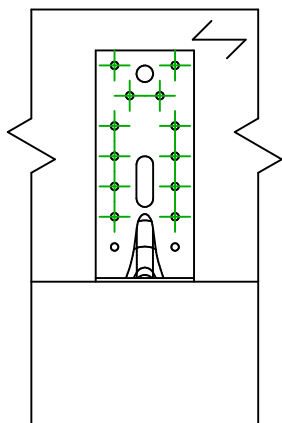
Poutre sur support rigide

Type de fixation

=

Clouage total

Plan de fixation N° 5



Fixation(s)
Porteur

Symbole

Fixations

Références

Qté



FM753

FM 753 EVO M10X78/5

LMAS

LMASM10-120/25

THD

THD8X70/5

1 x 2

Fixation(s)
Porté

Symbole

Fixations

Références

Qté



CNA

CNA4.0X35

CSA

CSA5.0X35

12 x 2