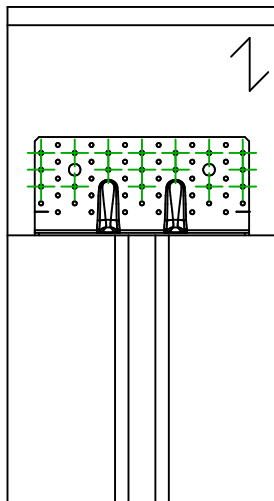
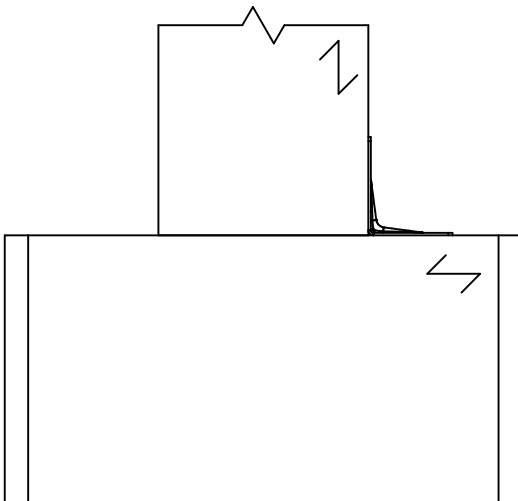
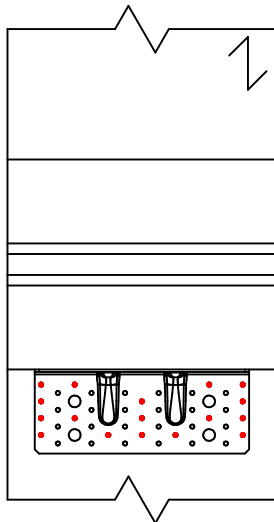
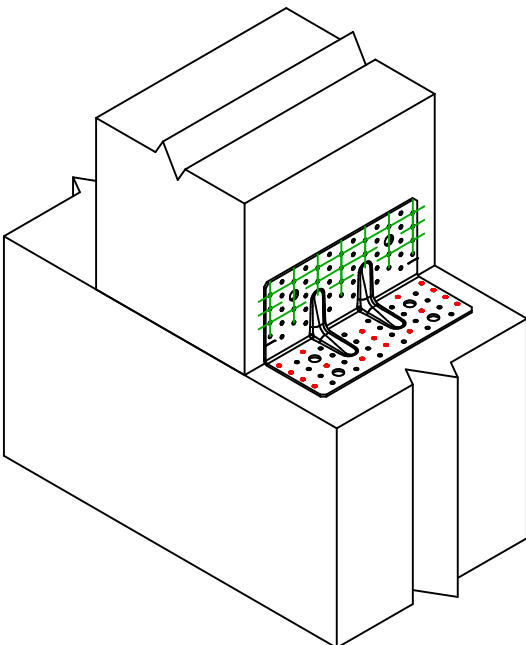









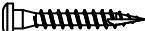


<div><div>SIMPSON</div><div>Strong-Tie</div></div>		<div>Plano de fixação</div>		<div><div><div><div>≠</div></div><div><div>REV</div><div>0</div></div><div><div>REV DATE</div><div>19/08/24</div></div></div><div><div>DWG NAME</div><div>C_ABR255_2D0_NP_CTB-3-PT</div></div></div>	
Referência =		ABR255			
Fixações =		Madeira sobre madeira	Poste sobre viga		
Sistema de fixação =		Pregagem parcial	Plano de fixação N° 3		
<div><div></div><div></div><div></div><div></div></div>					
Fixações elemento portador		CNA  	CNA4.0X40/50/60		17
		CSA  	CSA5.0X40/50		
		-	-		
	Fixações elemento suportado		CNA  	CNA4.0X40/50/60	
CSA  			CSA5.0X40/50		