

SIMPSON

Strong-Tie

Plan de fixation



REV

0

REV DATE

19/08/24

DWG NAME

C_ABR255_2D0_NP_BTR-2-FR

Référence

=

ABR255

Fixations

=

Bois sur support rigide

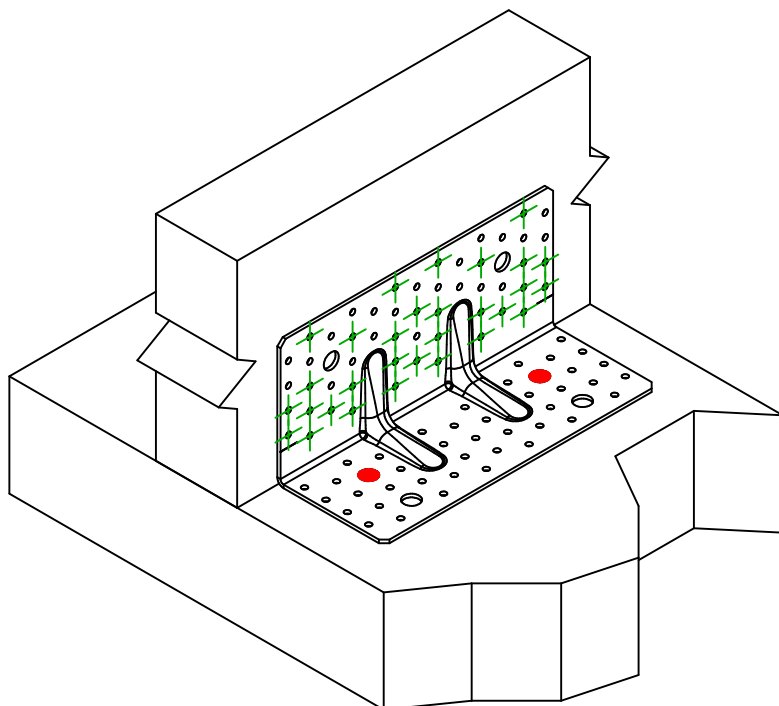
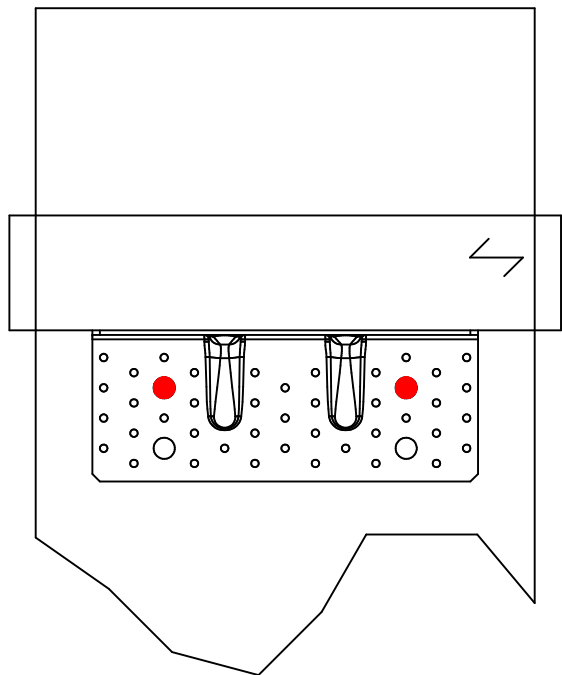
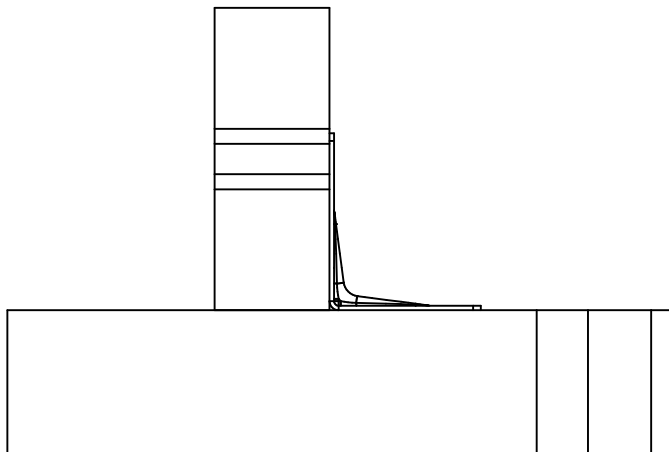
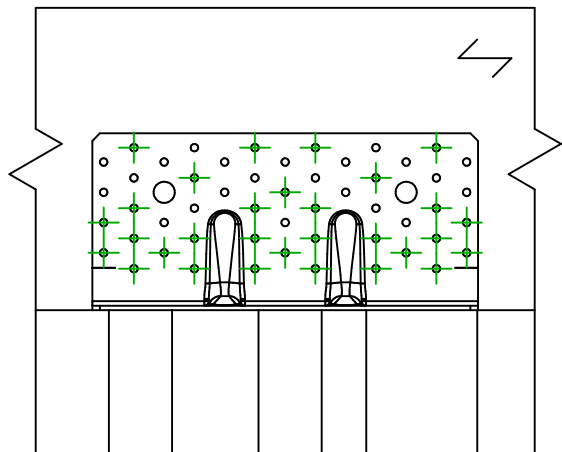
Poutre sur support rigide

Type de fixation

=

Clouage partiel

Plan de fixation N° 2



Fixation(s)
Porteur

Symbole



Fixations

FM753  

Références

FM 753 EVO M12X104/5

Qté

LMAS  

LMASM12-150/35

2

THD  

THD10X80/5

Fixation(s)
Porté

Symbole



Fixations

CNA  

CNA4.0X40/50/60

30

CSA  

CSA5.0X40/50