

SIMPSON

Strong-Tie

Plan de fixation



REV

0

REV DATE

19/08/24

DWG NAME

C_ABR255_2D0_NP_BTR-9-FR

Référence

=

ABR255

Fixations

=

Bois sur support rigide

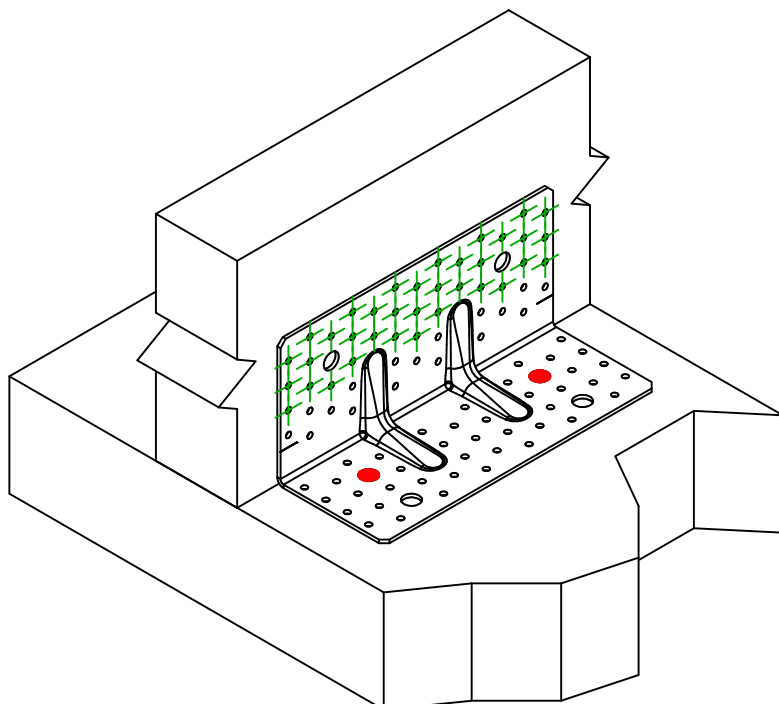
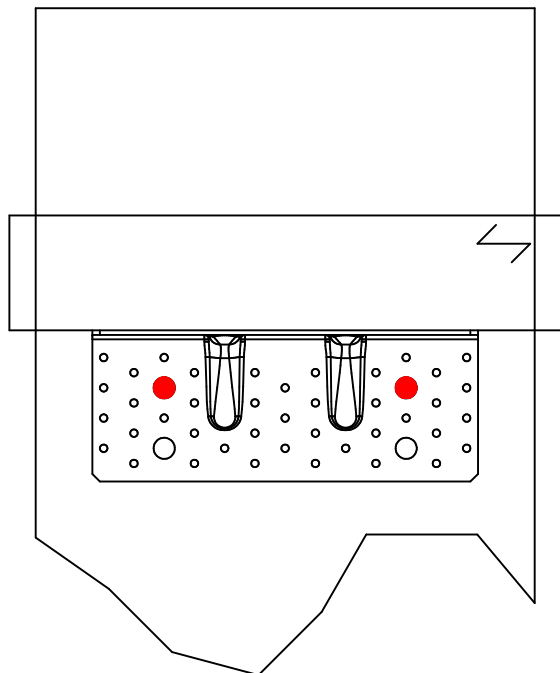
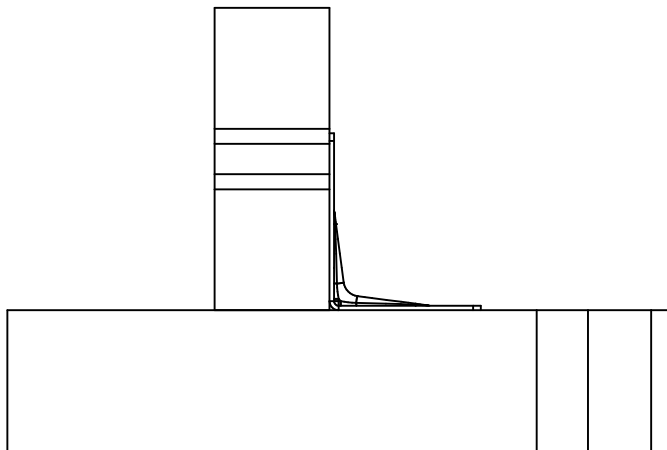
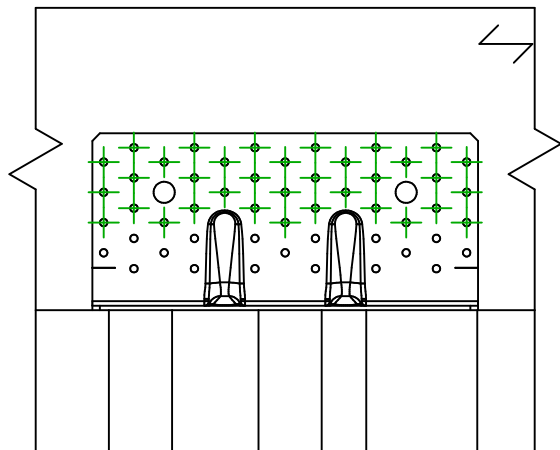
Poutre sur support rigide

Type de fixation

=

Clouage partiel

Plan de fixation N° 9



Fixation(s)
Porteur

Symbole



Fixations

FM753

LMAS

THD

Références

FM 753 EVO M12X104/5

LMASM12-150/35

THD10X80/5

Qté

2

Fixation(s)
Porté

Symbole



Fixations

CNA

CSA

Références

CNA4.0X40/50/60

CSA5.0X40/50

Qté

35