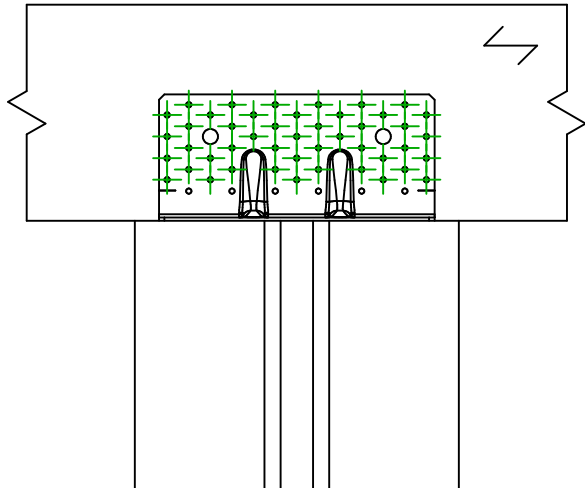
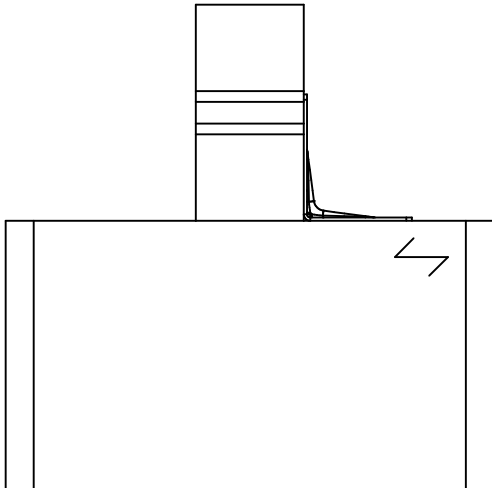
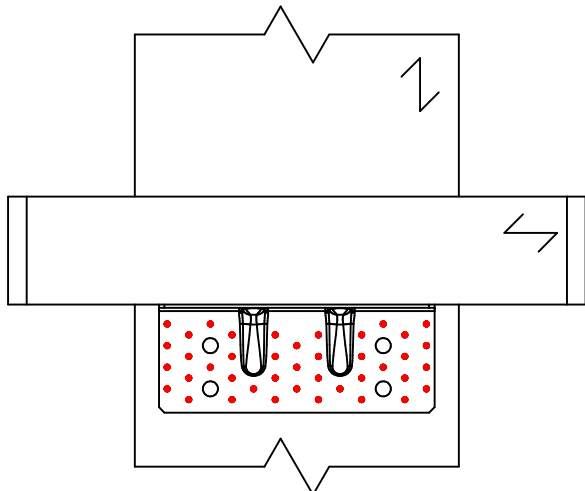
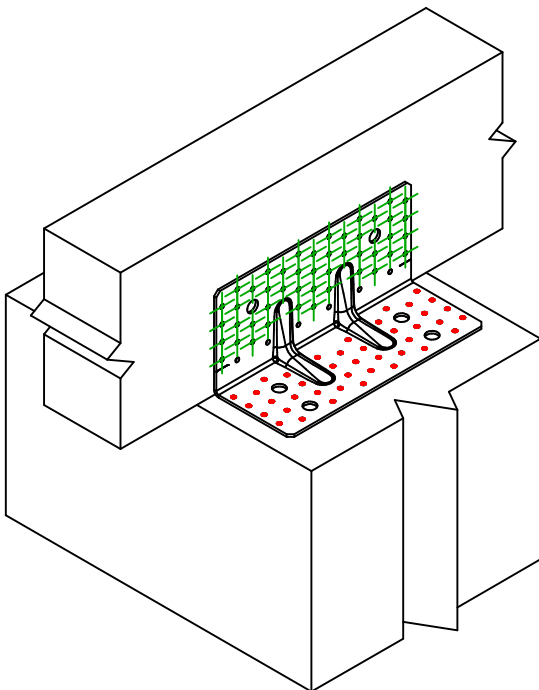












<div><div>SIMPSON</div><div>Strong-Tie</div></div>		<div>Plano de fijación</div>		<div><div><div>≠</div><div>REV</div><div>0</div></div><div><div>REV DATE</div><div>19/08/24</div></div><div><div>DWG NAME</div><div>C_ABR255_2D0_NP_BTb-5-ES</div></div></div>	
Referencia =		ABR255			
Fijaciones =		Madera sobre madera		Viga sobre viga	
Sistema de fijación =		Clavado parcial		Plan de fijación N° 5	
<div><div></div><div></div><div></div><div></div></div>					
Fijaciones Soporte	Símbolo	Fijaciones	Referencia		Ctd
		CNA  	CNA4.0X40/50/60		41
		CSA  	CSA5.0X40/50		
		-	-		
Fijaciones Viga Secundaria	Símbolo	Fijaciones	Referencia		Ctd
		CNA  	CNA4.0X40/50/60		46
		CSA  	CSA5.0X40/50		