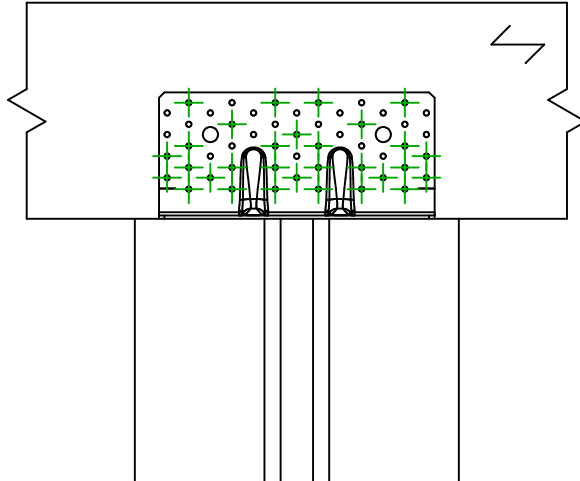
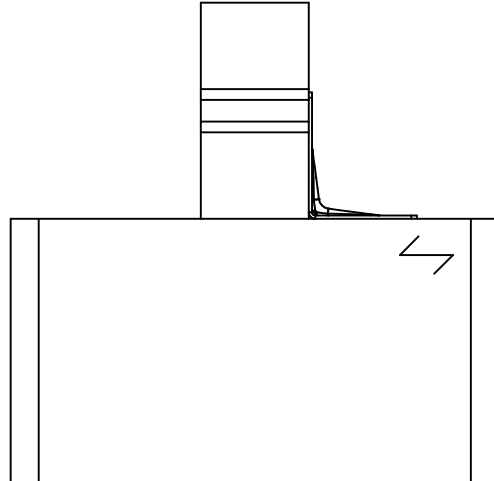
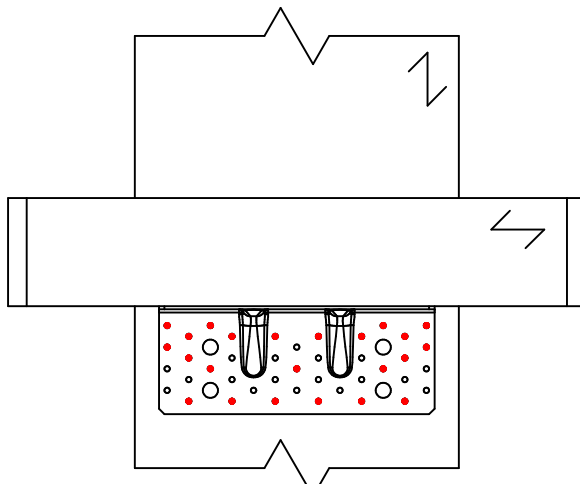
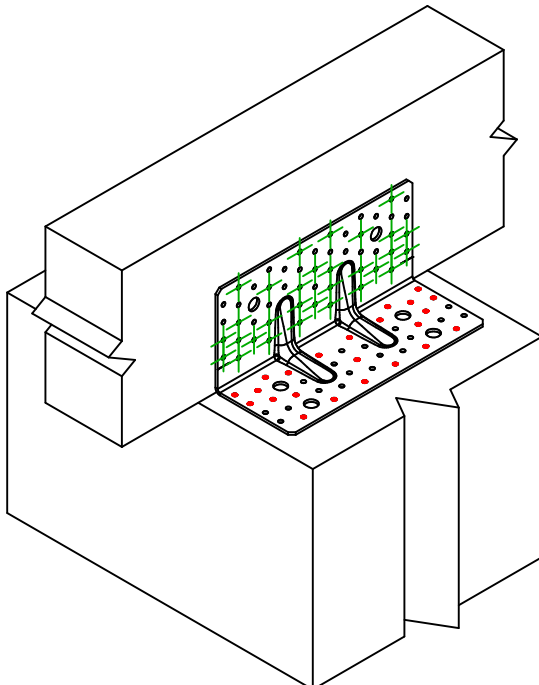












<div><div>SIMPSON</div><div>Strong-Tie</div></div>		<div>Schema chiodatura</div>		<div><div><div><div>≠</div></div><div>REV</div><div>0</div></div><div><div>REV DATE</div><div>19/08/24</div></div><div><div>DWG NAME</div><div>C_ABR255_2D0_NP_BTБ-2-IT</div></div></div>	
Codici =		ABR255			
Mezzo di giunzione =		Legno a legno		Travetto a trave	
Tipo di fissaggio =		Chiodatura parziale		Schema chiodatura n. 2	
<div><div></div><div></div><div></div><div></div></div>					
Fissaggio supporto	Simbolo	Mezzo di giunzione	Codici		Q.tà
		CNA  	CNA4.0X40/50/60		23
		CSA  	CSA5.0X40/50		
		-	-		
Fissaggio travetto	Simbolo	Mezzo di giunzione	Codici		Q.tà
		CNA  	CNA4.0X40/50/60		30
		CSA  	CSA5.0X40/50		