

SIMPSON**Strong-Tie**

Plan de fixation



REV

0

REV DATE

19/08/24

DWG NAME

C_ABR255SO_2D0_NP_CLTTORIGID-3-FR

Référence

=

ABR255SO

Fixations

=

Bois sur support rigide

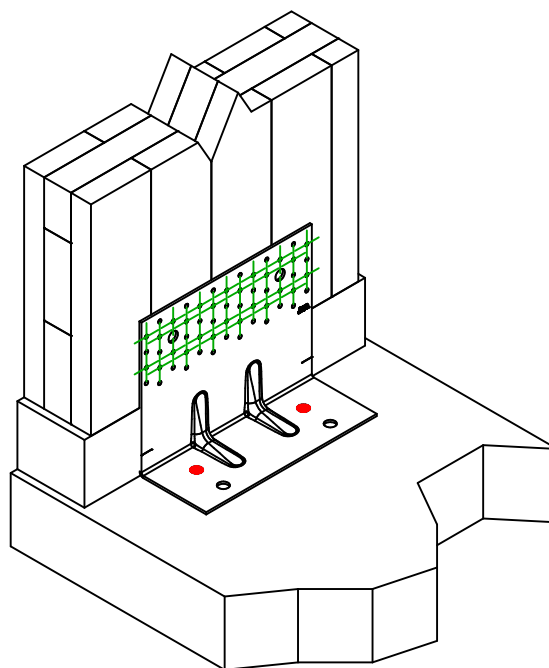
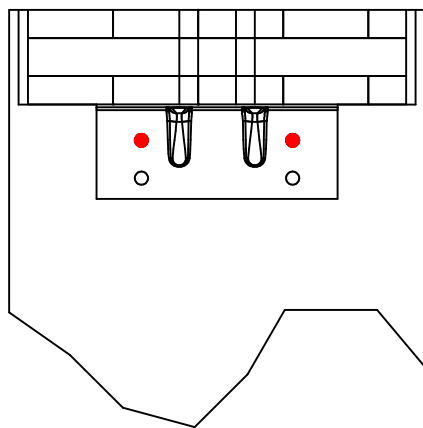
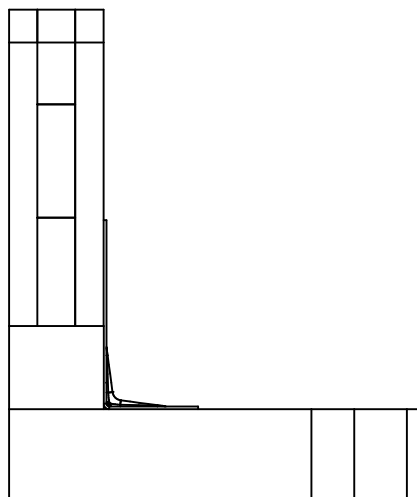
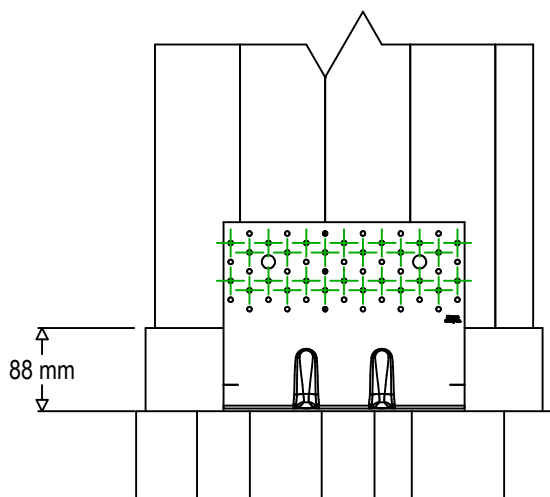
CLT sur support rigide

Type de fixation

=

Clouage partiel

Plan de fixation N° 3



Fixation(s)
Porteur

Symbole

Fixations

Références

Qté



FM753

FM 753 EVO M12X104/5

LMAS

LMASM12-150/35

THD

THD10X80/5

2

Fixation(s)
Porté

Symbole

Fixations

Références

Qté



CNA

CNA4.0X35/40/50/60

CSA

CSA5.0X35/40/50

26