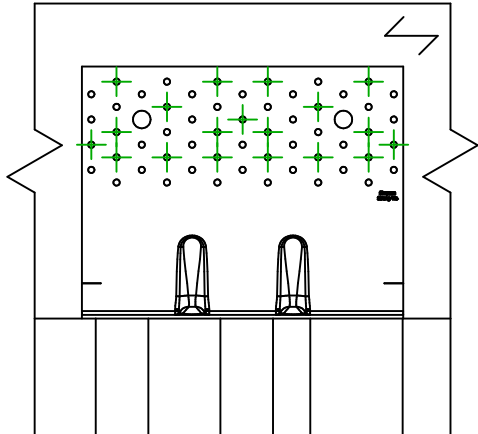
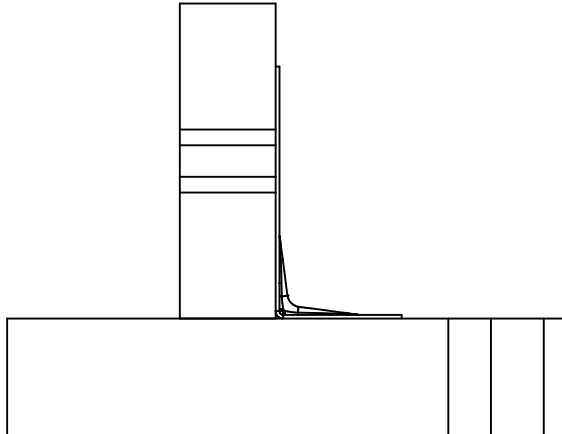
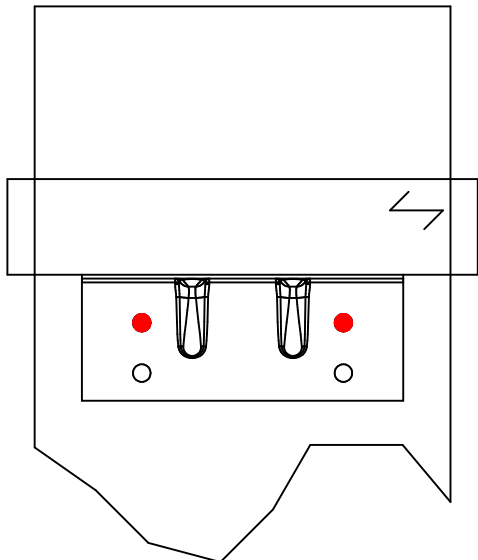
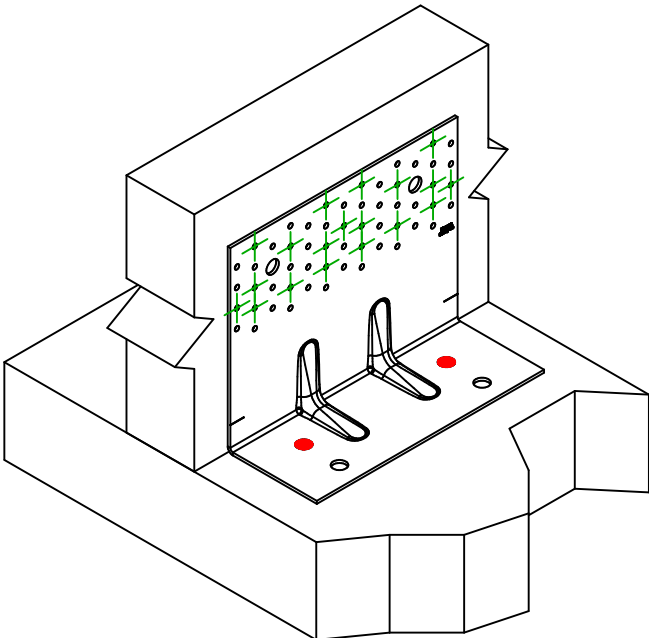



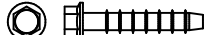





<div>SIMPSON</div> <div>Strong-Tie</div>		<div>Plan de fixation</div>		<div><div><div>≠</div><div>REV</div><div>0</div></div><div><div>REV DATE</div><div>19/08/24</div></div><div><div>DWG NAME</div><div>C_ABR255SO_2D0_NP_BTR-2-FR</div></div></div>	
Référence =		ABR255SO			
Fixations =		Bois sur support rigide		Poutre sur support rigide	
Type de fixation =		Clouage partiel		Plan de fixation N° 2	
<div><div></div><div></div><div></div><div></div></div>					
Fixation(s) Porteur		FM753 	FM 753 EVO M12X104/5	2	
		LMAS 	LMASM12-150/35		
		THD 	THD10X80/5		
Fixation(s) Porté		CNA 	CNA4.0X40/50/60	19	
		CSA 	CSA5.0X40/50		