

SIMPSON**Strong-Tie**

Plan de fixation



REV

0

REV DATE

24/10/25

DWG NAME

C_CBH180_2D0_NP_JTP-FR

Référence

=

CBH180/2.5

Fixations

=

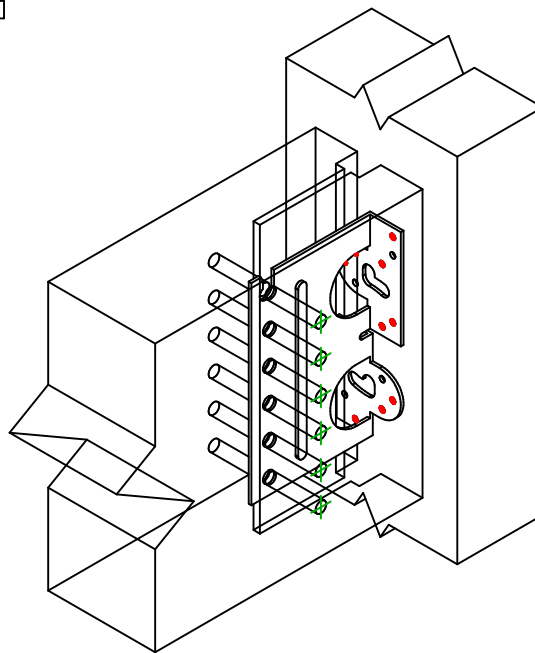
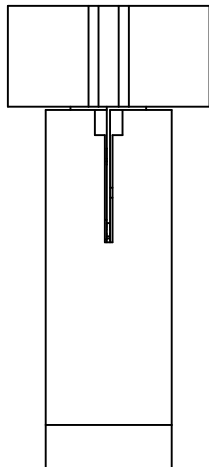
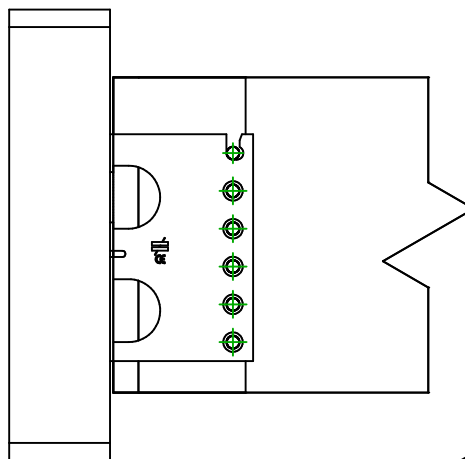
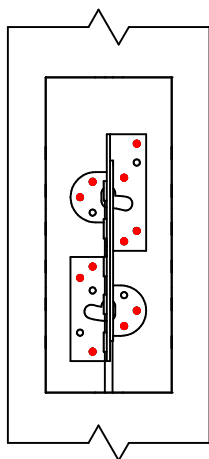
Bois sur bois

Solve sur poteau

Type de fixation

=

Clouage partiel

Fixation(s)
Porteur

Symbole



Fixations

CNA

-

-

Références

CNA4.0X60

-

-

Qté

11

Fixation(s)
Porté

Symbole



Fixations

STD

-

Références

STD10

-

Qté

6