

SIMPSON**Strong-Tie**

Fastening pattern



REV

0

REV DATE

26/07/24

DWG NAME

C_SAI250_2D0_NP_JTB-PN-UK

Item

=

SAI250

Fasteners

=

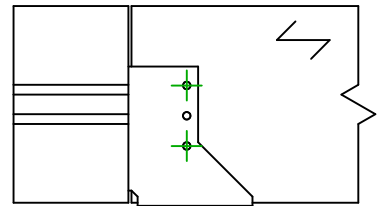
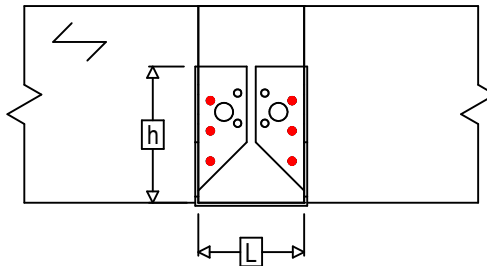
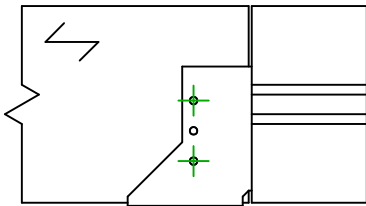
Timber to timber

Joist to beam

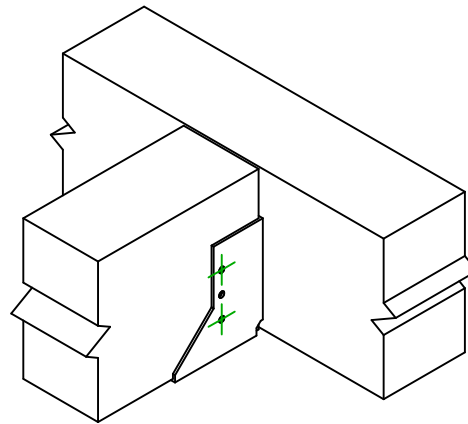
Type of fastening

=

Partial nailing





$$h = (250 - L) / 2$$

Header
Fastener(s)

Symbol



Fasteners

CNA  

Fasteners

CNA4.0X35 / CNA4.0X50

Qty

CSA  

CSA5.0X35 / CSA5.0X40

6

-

-

Joist
Fastener(s)

Symbol



Fasteners

CNA  

L < 64mm

CNA4.0X35

L > 64mm

CNA4.0X50

Qty

CSA  

CSA5.0X35

CSA5.0X40

4