

**SIMPSON****Strong-Tie**

# Utspikning



REV

0

REV DATE

26/07/24

DWG NAME

C\_SAIL380CF\_2D0\_NP\_JTB-FN-SE

Art. Nr.

=

SAIL380CF

Fästelement

=

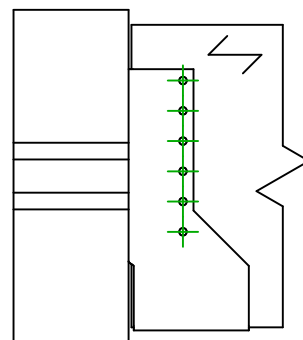
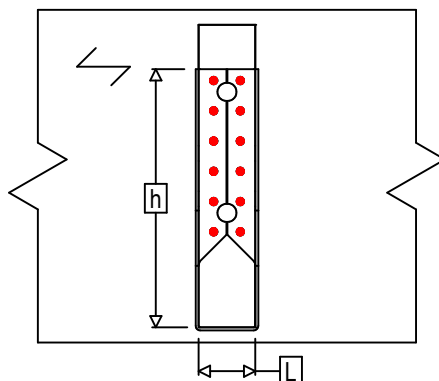
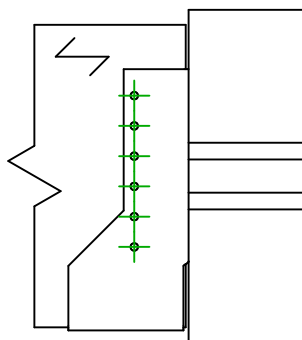
Trä till trä

Balk till balk

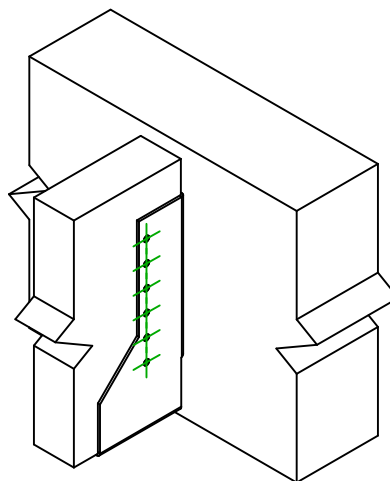
Typ av infästning

=

Fullständig utspikning



$$h = (380 - L) / 2$$



Infästning i  
huvudbalk

Symbol

Fästelement

Fästelement

Antal

CNA  

CNA4.0X35 / CNA4.0X50

CSA  

CSA5.0X35 / CSA5.0X40

-

-

12

Fästelement i  
sekundärbalk

Symbol

Fästelement

L &lt; 64mm

L &gt; 64mm

Antal

CNA  

CNA4.0X35

CNA4.0X50

CSA  

CSA5.0X35

CSA5.0X40

12