

SIMPSON**Strong-Tie**

Plano de fijación



REV

0

REV DATE

24/10/25

DWG NAME

C_PPJET90-750_2D0_NP_PTS-ES

Referencia

=

PPJET90/750

Fijaciones

=

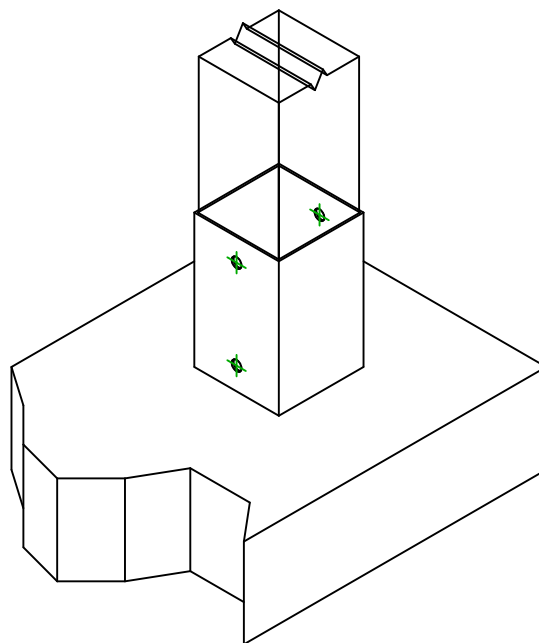
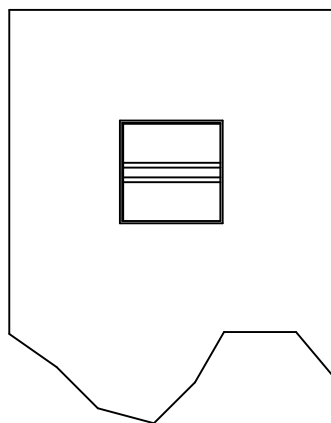
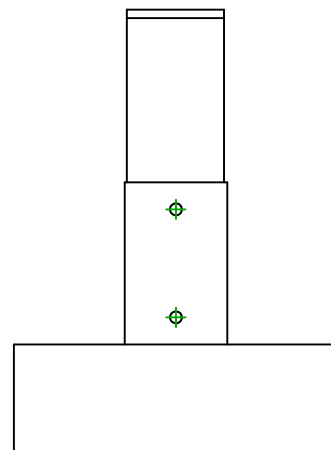
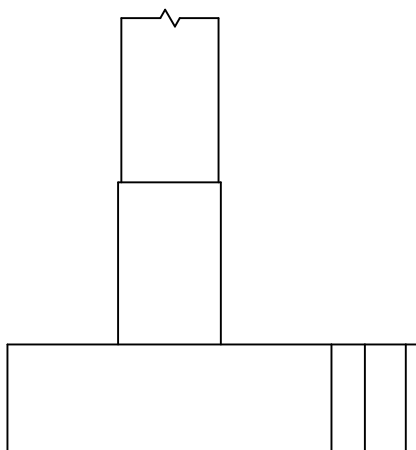
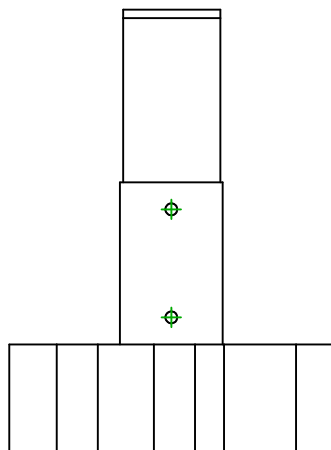
Madera sobre soporte rígido

Pilar sobre soporte rígido

Sistema de fijación

=

-

Fijaciones
Soporte

Símbolo

Fijaciones

Referencia

Ctd



-

-

-

-

-

-

-

Fijaciones
Viga
Secundaria

Símbolo


Fijaciones

Referencia

Ctd




SSH



SSH10

LAG



LAG10

4