

SIMPSON**Strong-Tie**

Plano de fixação



REV

0

REV DATE

24/10/25

DWG NAME

C_PPJET70-750_2D0_NP_PTS-PT

Referência

=

PPJET70/750

Fixações

=

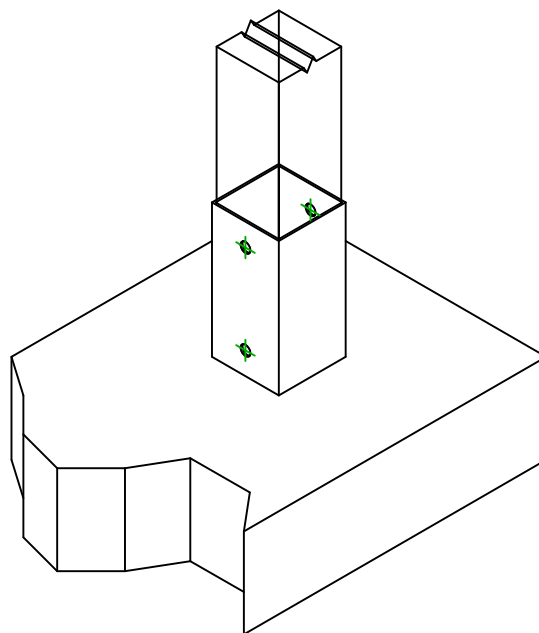
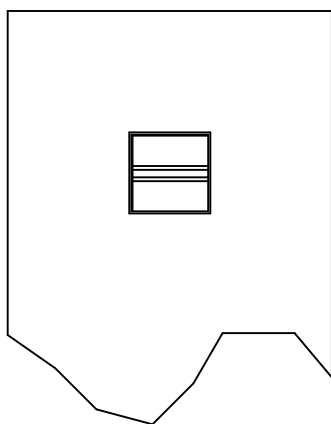
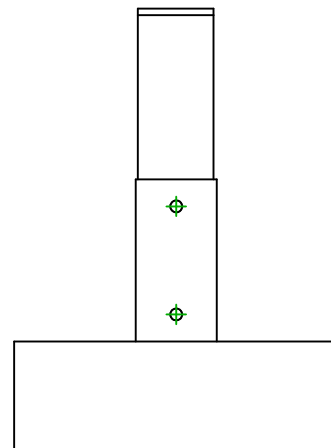
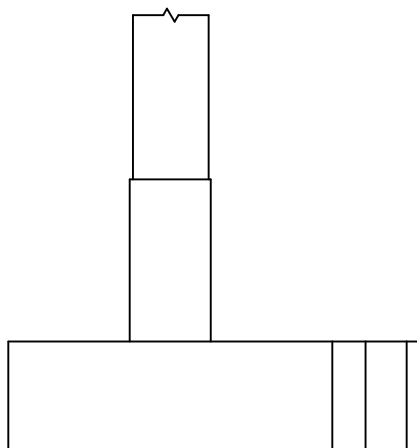
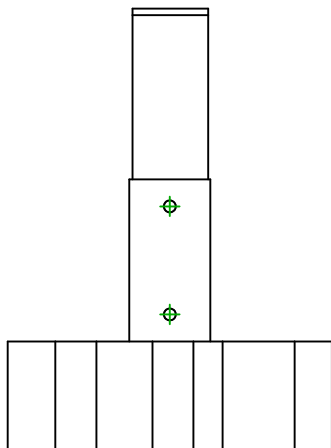
Madeira sobre suporte rígido

Poste sobre suporte rígido

Sistema de fixação

=

-

Fixações
elemento
portador

Símbolo

Fixações

Referência

Qtd



-

-

-

-

-

-

-

Fixações
elemento
suportado

Símbolo


Fixações

Referência

Qtd

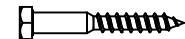


SSH



SSH10

LAG



LAG10

4