

SIMPSON

Strong-Tie

Plan de fixation



REV

0

REV DATE

20/08/24

DWG NAME

C_AKR285X3L_2D0_NP_CLTTOCLT-21-FR

Référence

=

AKR285X3L

Fixations

=

Bois sur bois

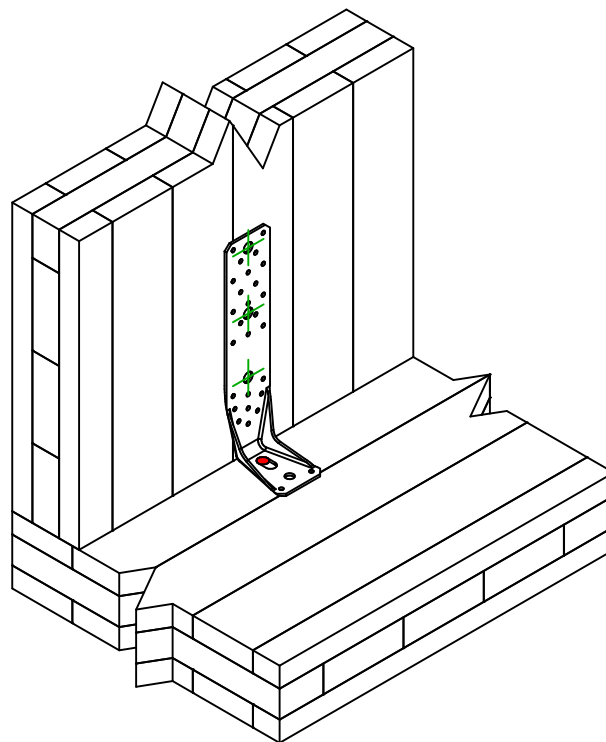
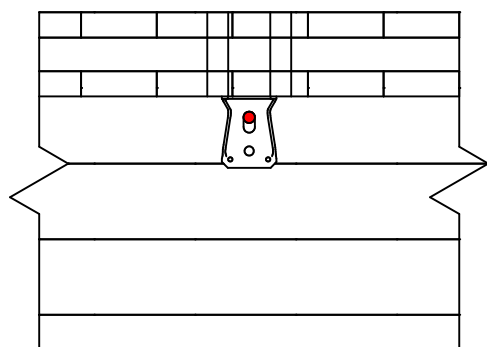
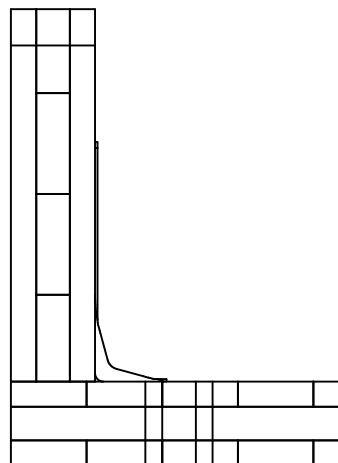
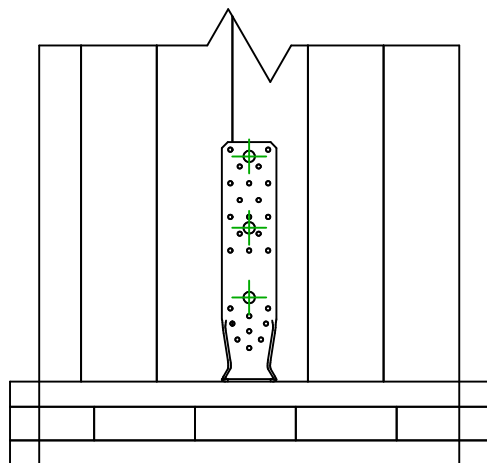
CLT sur CLT

Type de fixation

=

Clouage partiel

Plan de fixation N° 21





Fixation(s)
Porteur

Symbole



Fixations

SSH  

Références

SSH12.0X80

Qté

-

-

1

-



-

Fixation(s)
Porté

Symbole



Fixations

SSH  

Références

SSH12.0X80

Qté

-

-

3