

SIMPSON**Strong-Tie**

Plan de fixation



REV

0

REV DATE

24/10/25

DWG NAME

C_PPD100_70_2D0_NP_PTRS-FR

Référence

=

PPD100/70G

Fixations

=

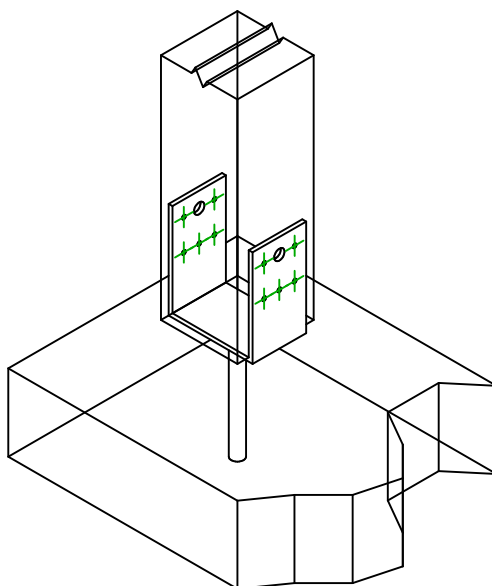
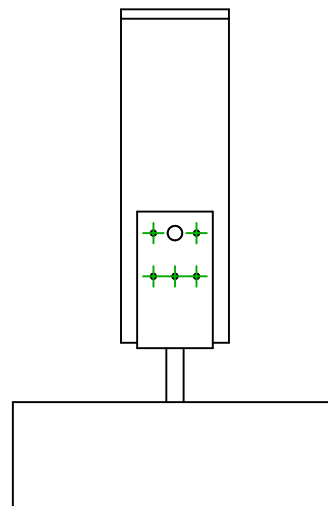
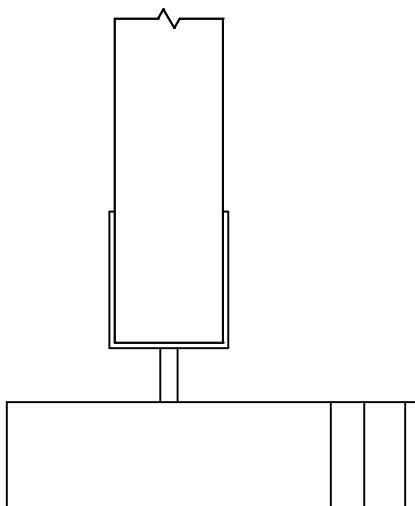
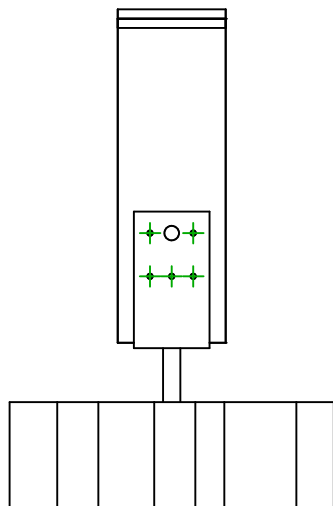
Bois sur support rigide

Poteau sur support rigide

Type de fixation

=

-

Fixation(s)
Porteur

Symbole



Fixations

-

-

-

Références

AT-HP

-

-

Qté

-

Fixation(s)
Porté

Symbole



Fixations

CNA  

-

Références

CNA4.0X40

-

Qté

10